


MTD-500E

500 HP - 2000 rpm - Medium Duty

460 HP - 1800 rpm - Continuous Duty

MEGATECH **25**
DIESEL POWER anos

ADVANCED TECHNOLOGY IN MARINE DIESEL ENGINES ROBUST AND EFFICIENT WITH SIMPLICITY



ROBUST & EFFICIENT

Turbo intercooler based on the robust OM 457 Mercedes-Benz diesel engine, six (6) cylinders in line, four (4) valves per cylinders and Electronic injection management to inject the right fuel amount in right time, optimizing combustion efficiency and **low consumption**.

SIMPLE & RELIABLE

Integrated cooling systems with minimum quantity of components for better reliability. Raw water cooling pump in bronze and stainless steel with permanent impeller in bronze. Easy replacement of parts and components.

MEGATECH
Diesel Power®

Av. Nações Unidas , 1683 - São Vicente/SP - Brasil - cep: 11330-300

www.megatechpower.com.br

Tel: 0055 13 3023-4128

Fax: 0055 13 3463-1415

megatech@megatechpower.com.br

MTD - 500E

500 HP - 2000 rpm - Medium Duty

460 HP - 1800 rpm - Continuous Duty

Specifications - MTD 500E Mercedes-Benz Basic Engine OM-457

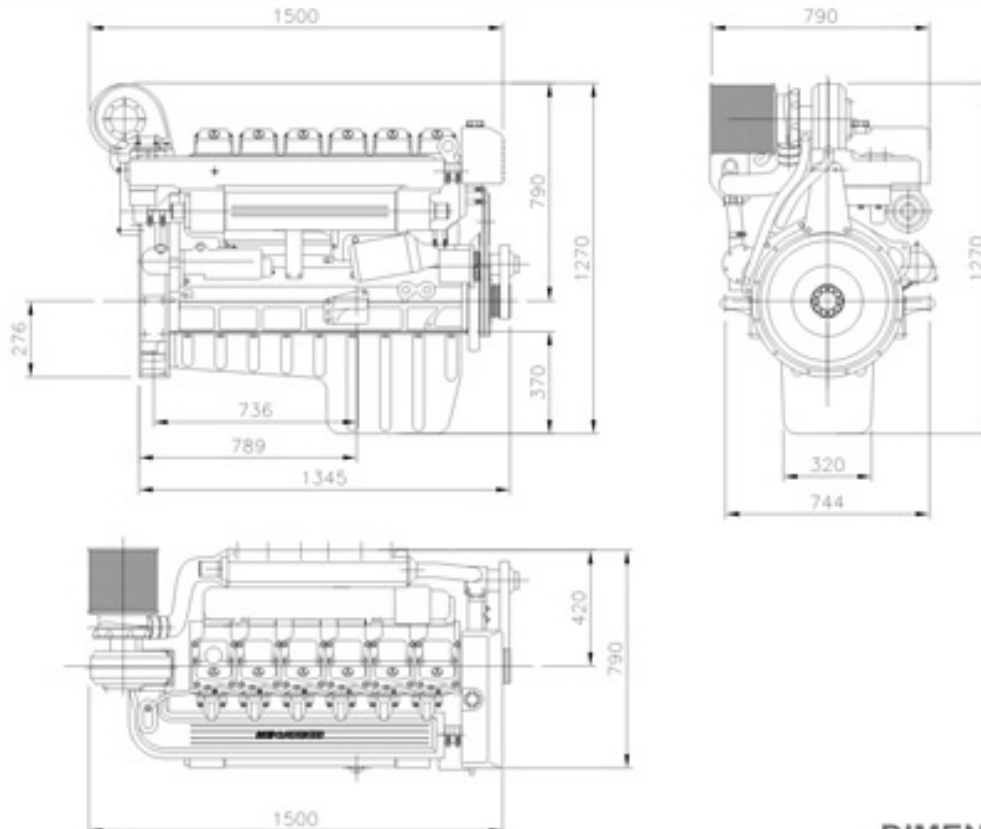
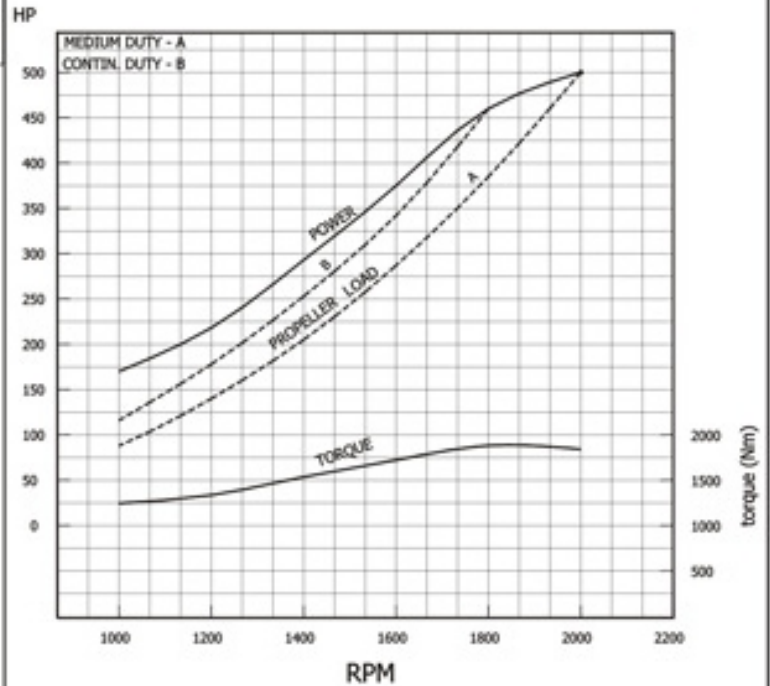
Cylinders in line	6
Bore mm (in)	128,0 (5.03)
Stroke mm (in)	155,0 (6.10)
Displacement liter (cu.in)	12,0 (732)
Compression Ratio	17,75:1
Weight (dry, no Transmission) kg (lbs)	1040 (2293)

CHARACTERISTICS

- Individual head cylinders with replaceable cylinder liners.
- Intercooler and heat exchanger integrated to the engine.
- Water cooling in closed system with heat exchanger and expansion tank separated.
- Sea water pump with permanent impeller in bronze.
- Local panel and remote panel with integrated electric harness.
- Electric system 24 VDC.

RPM	1000	1200	1400	1600	1800	2000
B	21,0	30,0	42,0	57,0	78,0	87,0
A	16,0	24,0	35,0	48,0	65,0	87,0

FUEL CONSUMPTION REQUIRED BY PROPELLER (L/h)



DIMENSIONAL DRAWING